



Views

The “views” within EuroFib for Windows allow postings/reports (account sheet, balance list, balance sheet, generator for managerial analysis, etc.) for several laws (UGB, IFRS, US-GAAP, etc.) in a single client.

You are able to use them for calculative postings/reports too.

You can choose between 2 different possibilities:

- Separation with own accounts (**type I: accounts**)

or

- Separation with own voucher types (**type II: voucher type**)

Basic data => Company index => Views

Here you can enter the desired views. In our example we create one view for “UGB” and another view for “IFRS”.

The first line „Standard“ is entered as a default value and can't be changed. This “view” is your default accounting.

Type I: accounts

Choose type „account“ and enter an unique sign for this “view” (e.g. U and I). You have to use this sign later on creation of accounts.

Additional you are able to enter a difference account and a profit/loss account (print out balance and P&L) for each view. (default = fixed accounts)

Type II: voucher type

Choose type „voucher type“.

View	title	type	C	OB account	OB vou.type	Differenzen Konto	Gewinn/Verlust Konto	Gewinn/Verlust Konto (GuV)
	Standard	account	U					
1	UGB - Accounts	account	I					
2	IFRS - Accounts	account	I					
3	UGB - Voucher type	posting	I					
4	IFRS - Voucher type	posting	I					



Basic data => Company index => Voucher types

Type I: accounts

You can additional post with an own voucher type.
But it's not mandatory.

Type II: voucher type

Here you have to create a new voucher type for each view. Additional you have to choose the desired view in the field "view" for this voucher type.

Voucher types

General Docuware stack tax codes Invoice Cash

voucher type: UGB creation: 28.09.2011 SUP
title: View UGB change: 28.09.2011 SUP

type of accounting: real acc. booking construction mana. active ☒ acc. structure ☐
account: default: debit ☐
contra-acc:

foreign currency: ☐ voucher date ☒ buying rate ☒ average exch. prd ☐
posting date ☐ selling rate ☐
fixed date ☐ average rate ☐

voucher no. increase: ☐ Std. last: 0 control: ☐
copy from: none

options: copy posting text ☐ discount entry ☐
selection of bank connection ☐ costs / assignment ☐
archive entry ☐
assignment ☐ BEW - Beträge * -1 ☐

options OI clearing: clear OI ☐
input invoice number ☐
Sort: voucher date
display: ext vou number

service date ☐
default service date: from voucher date

Customer's data: none

View: UGB - Voucher type

View	title	type	C
0	Standard	Belegart	C
1	UGB - Account	Konto	U
2	IFRS - Account	Konto	I
3	UGB - Voucher type	Belegart	
4	IFRS - Voucher type	Belegart	



Basic data => Accounts data => Real accounts

Type I: accounts

Here you can create the real accounts with the previous defined sign.

e.g.:

7010 Expense account (e.g. depreciation) in your accounting
7010U Expense account UGB in your first view for the UGB report.
7010I Expense account IFRS in your second view for the IFRS report.

Additional you have to choose the corresponding view in the field „View“.

Real accounts basic data

account no. **7010U** matchcode **DEPRECIATION UGB** creation 28.09.2011 SUP
change 28.09.2011 SUP

Title 1 **Depreciation UGB**

Title 2

default **none**

tax type **none** tax code **none**

compression: **none**

foreign currency **none**

entry cost centre ☒ cost centre default **none** ☐ cost type **none**

entry cost unit ☒ cost unit default **none** ☐

open items ☐ total **none** Ol clearing by **none**

quantity sign **none**

View **UGB - Account**

View	title	type	C
0	Standard	Belegart	
1	UGB - Account	Konto	U
2	IFRS - Account	Konto	I

asset

friedensmark group

selection fields

balance structure

group structure



Special programs => System administration => Create User

Type I: accounts + Type II: voucher type

A new button „Rights – Views“ has been added.
The SUPERVISOR has to assign the rights to the users.

Is it allowed for the user to post to a specific view?
Is it allowed for the user to report a specific view?

number 10

date of creation 13.10.2010 SUP
changing date 17.01.2012 SUP

user
name VIEW_TEST
password *****
identification VI
language English
Windows Login ☐

active ☒
change password on next login ☐
date format
Input
print

Print
☒ Landscape
☐ Portrait

print page ☒
print date ☒
optical line finder ☒
Close Preview ☒
graphik level complete graphics

Settings
variable line display ☐
Adjust to screen resolution 100

rights
Rechte - Sichten
Rechte - Filialen

rights for views

10 VIEW_TEST

Sicht Bezeichnung	Buchen	Auswertung
✓ 9008 Sichten	<input checked="" type="checkbox"/>	<input checked="" type="checkbox"/>
1 UGB - Account	<input checked="" type="checkbox"/>	<input checked="" type="checkbox"/>
2 IFRS - Account	<input checked="" type="checkbox"/>	<input checked="" type="checkbox"/>
3 UGB - Voucher type	<input checked="" type="checkbox"/>	<input checked="" type="checkbox"/>
4 IFRS - Voucher type	<input checked="" type="checkbox"/>	<input checked="" type="checkbox"/>



Special programs => My Settings

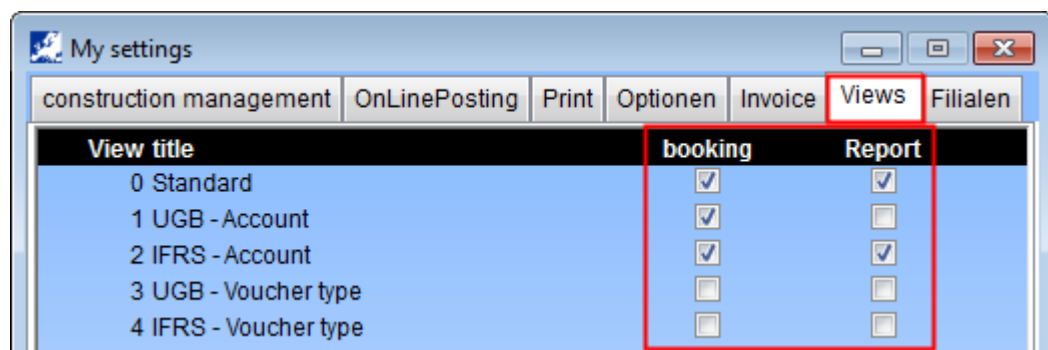
Type I: accounts + Type II: voucher type

Each user (in our example VIEW_TEST) has to define, which view he wants to report and to post to.

Please notice, that the SUPERVISOR activates the right for the user only – the user has to define his own settings for the views.

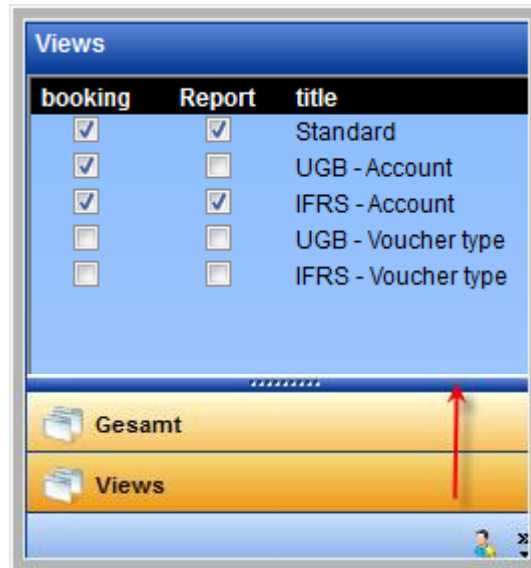
The reports within EuroFib for Windows will proceed like the defined settings here.

In our example the user VIEW_TEST will get the reports incl. IFRS-repostings.

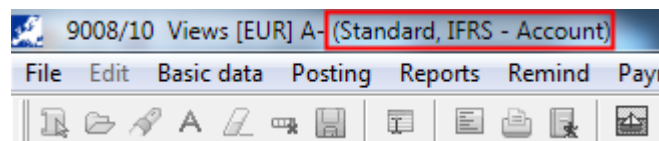




If you use the navigation menu you have to define the settings of the views directly in this menu. The tabpage "Views" under "My Settings" isn't visible in this case.



In the top area of the application you can see the settings of the views (Report) at any time.



In the bottom right area of the application you also can see these settings.

