



Download and install Update EUROFIB

With this new feature download and installation of EUROFIB updates can be started directly from the software.

Contents

Help =>install update	2
Topic "license": information and registration on our newsletter	3
Topic "Euro News": Which changes are there within the update?	4
Topic "logged in user": Only one user is allowed to be logged in	5
Topic "Update": The following updates are available	6
Download/install update	7
If you receive the following Note / error:	8
The current license is not installed.	8
For an automatic update installation more database rights are needed	9



Help =>install update

If you don't see this menu item, you don't have the necessary right (= role).
Please ask the responsible „SUPERVISOR“ that your EuroFib user get this right.

You see the following screen/mask:

The screenshot shows a software update window titled 'automatisches Update'. It is divided into several sections:

- Lizenz**: License information including License 10048, name Schmidhuber EDV Software Ges.m.b.H., and a demo checkbox.
- EuroNews**: A section for news updates, showing 'Eurofib News (available in actual update)' and 'from V7.2.1549'.
- angemeldete Benutzer**: A table of logged-in users.
- Update**: A table showing available updates.

Session	Workstation	user	client
58	WIN8-NOLL	SUPERVISOR (1)	1 / 15

Version	Beschreibung
V7.2.1548 (04.12.2015 / 14:37:37)	update available (not supported: Windows Server 2003, SQL-Server 2000)

Buttons: Herunterladen



Topic "license": information and registration on our newsletter

In the upper area (left) this page shows information about your license and the validity of your service contract. A valid service contract is required for downloading and installing the current update.

Lizenz				
License	10048			
name	Schmidhuber EDV Software Ges.m.b.H.			
Wartungsvertrag	<input checked="" type="checkbox"/>	01.01.2000	—	31.12.2999

If you see "login for newsletter" upper right , either no email address is stored or this email address is not registered in our newsletter in your EuroFib.

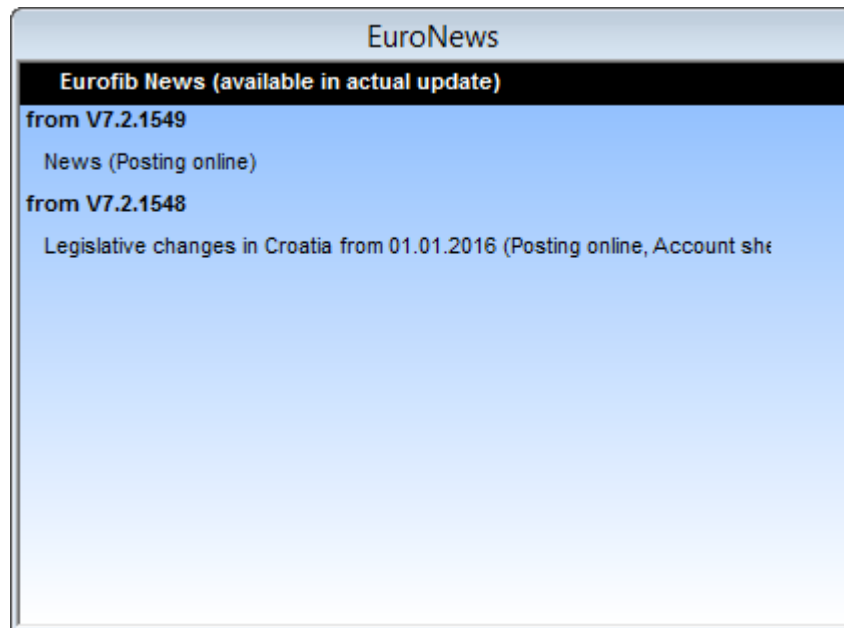
You can register in one click the e-mail address and perform the Newsletter subscribing.

If you do not see this information, you are already registered on our newsletter. (E-mail address, see "Special programs => My Settings)



Topic "Euro News": Which changes are there within the update?



In the middle section (left) you can see the available changes within the current update. All such changes are available in accordance with the successful installation of the update in your EuroFib version.





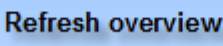




Topic "logged in user": Only one user is allowed to be logged in

For downloading and installing an EuroFib update, only you are allowed to be logged in in EuroFib. In the middle area (right) you get an overview of all users logged in the system at the moment:

angemeldete Benutzer				
	Session	Workstation	user	client
	58	WIN8-NOLL	SUPERVISOR (1)	1 / 15

If you see more than one entry here, please order the closure of all EuroFib systems with the other users shown here. You can update by using the "Refresh" button at any time.

angemeldete Benutzer				
	Session	Workstation	user	client
	58	WIN8-NOLL	SUPERVISOR (1)	1 / 15
				

angemeldete Benutzer				
	Session	Workstation	Benutzer	
	77	WIN8-NOLL	SUPERVISOR (1)	
				<div>EMail (Benutzer) EMail (Alle)</div>

With the right button your are able to send an e-mail to one or all user.
(menu item is inactive, if it's your own user or if there is no e-mail address under „My settings“ for this user)




Topic "Update": The following updates are available

At the bottom, you see the available EuroFib update.

The one signed with a "green checkmark" is downloaded and installed.

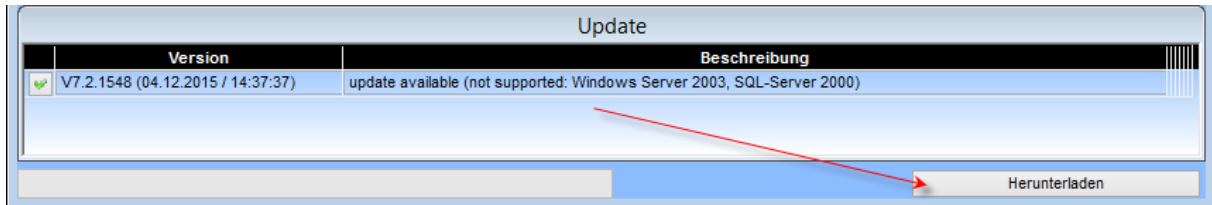
- version Program version of the update (incl. date/time)
- description Additional important information

Update	
Version	Beschreibung
 V7.2.1548 (04.12.2015 / 14:37:37)	update available (not supported: Windows Server 2003, SQL-Server 2000)



Download/install update

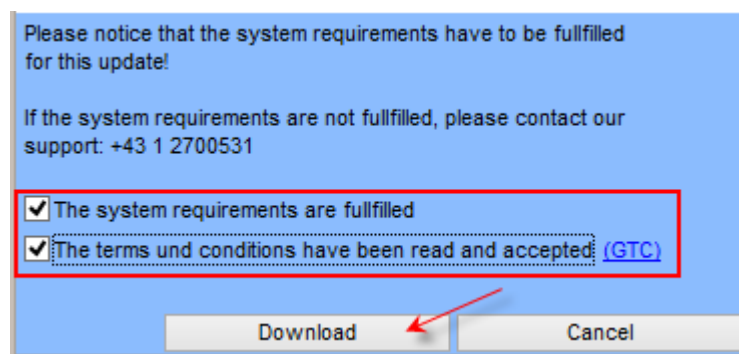
Mark the required update with the "green checkmark" and click "Download".



If the button "Download" is not able to be clicked, please check the following conditions:

- Your EuroFib topic license must be linked a valid maintenance contract (see Topic "license")
- Only one user need to be logged in in EuroFib (See the "logged in user")
- An update must be selected (see section "update")

In the following window you must enter the system requirements for the update as well as our Terms of Sale.



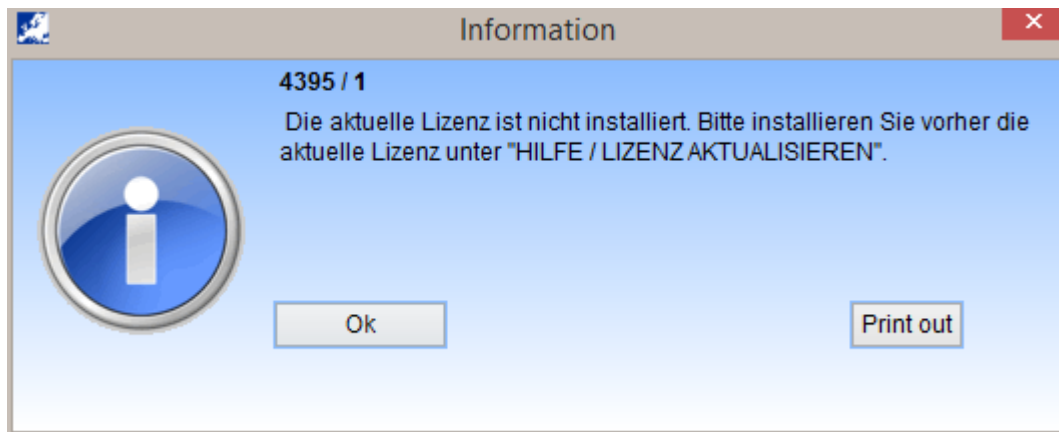
Then click "Download" to download.
The installation is done automatically after download.



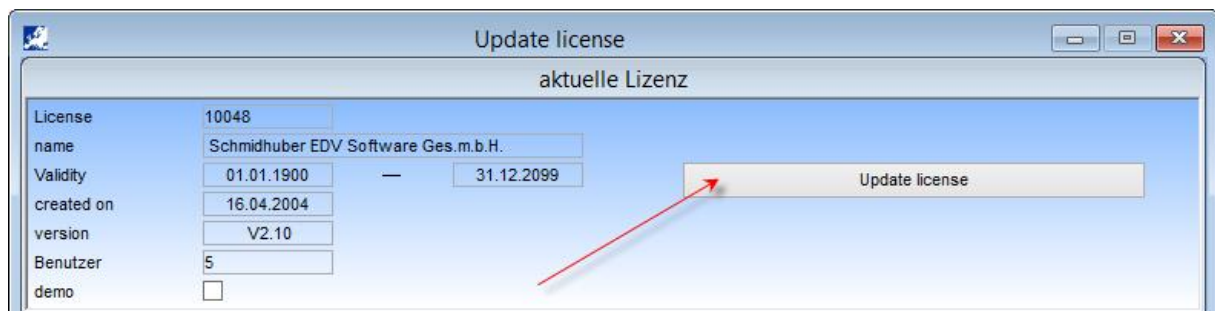
If you receive the following Note / error:

The current license is not installed.

If you receive the below mentioned notice message, your current license have not yet been installed on your PC.



Click "Help => update License" and then click the button "Update License".

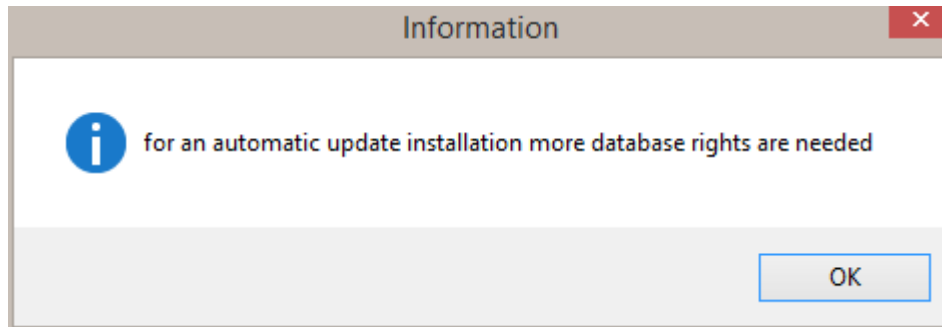


Start EuroFib in order that the new license file takes effect.



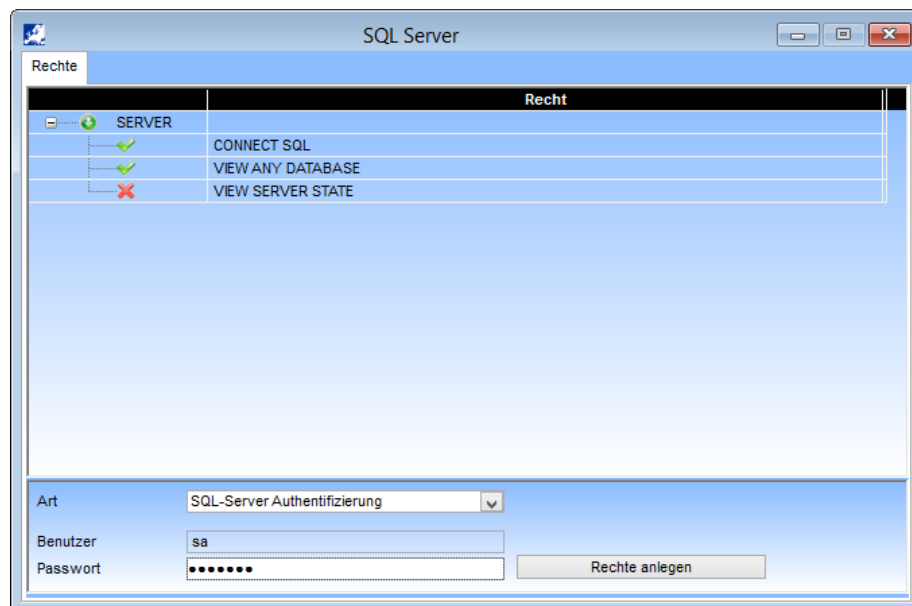
For an automatic update installation more database rights are needed

If you receive this error message, you are missing important database rights.



After confirming by "OK", the following screen appears depending on the database for assignment of privileges:

- **Microsoft SQL Server**



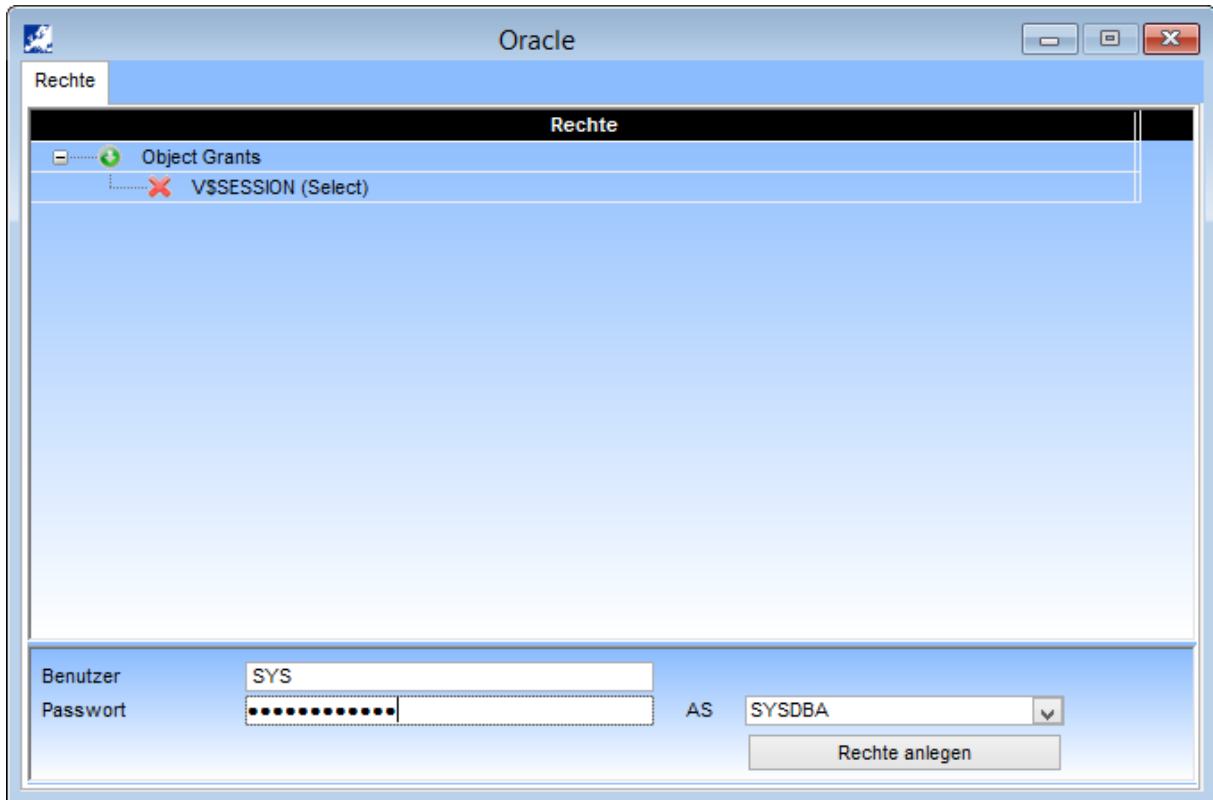
Enter password for SQL user "sa" and click "edit Rights".

In the upper area all required rights should now be active with green hook.

	Recht
SERVER	
CONNECT SQL	
VIEW ANY DATABASE	
VIEW SERVER STATE	



- **Oracle**



Enter password for SQL user "SYS" and click "edit Rights".

In the upper area all required rights should now be active with green hook.



For questions, please contact your database administrator!