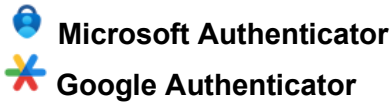




Multi-factor authentication (MFA)

EuroFib supports the following authenticator apps



Necessary preparation

Special programs => System administration => Create user

User 1 must ensure that a valid e-mail address is entered here, **at least for himself**.
The activation code will be sent to this address later!

User 1 **can** also check and enter the e-mail addresses of all other users here.



Alternatively, the respective users can also enter their e-mail address themselves under "Special programs => My settings".

However, this step is only possible for normal users as long as the MFA is not yet activated!



Activation of the MFA:

From the time of the system-wide (!) MFA activation, ALL EuroFib users must register and authenticate using the Authenticator App for the next login!
A registered e-mail address is therefore a prerequisite from this point on.

Special programs => System administration => Options logon

Options Logon

password

min. length of password

expiry of password after days

number of keywords not allowed to apply

change of password only 1 x per day ☐

complex password ☐

password management

user

lock users after failures

lock users after days

lock users after expiration of the password

Anmeldung

Multifaktorauthentifizierung

An activation code will be sent by e-mail to the address provided.
You must enter this code in the input field and click on "Continue".

MFA

office@schmidhuber.com - Aktivierungscode wurde an diese Emailadresse versendet

Code (Email)

Information

10215 / 3 (7.8.2525 / 1.73.63 / 1)

Die Aktivierung wurde erfolgreich bestätigt.



Registration of a user in the Authenticator app:

Click on "I do not have a token"

Logon Eurofib for Windows

User: THOMAS

Password:

Token: [I do not have a token](#)

License

Licensed to: Schmidhuber EDV Software Ges.m.b.H.

Number: 1 from 26.06.2018

Copyright© Schmidhuber EDV Software Ges.m.b.H. www.schmidhuber.com

ORA Oracle / SES Version: 7.8.2525 27.06.2025 15:02:36

1)

An activation code will be sent by e-mail to the address provided.
Enter this code in the input field and click on "Next".

2)

Now scan the displayed QR code with your favourite authenticator app.

3)

You will then see the ever-changing "Token" in the app.
Enter this token in the second input field here and click on "Check".

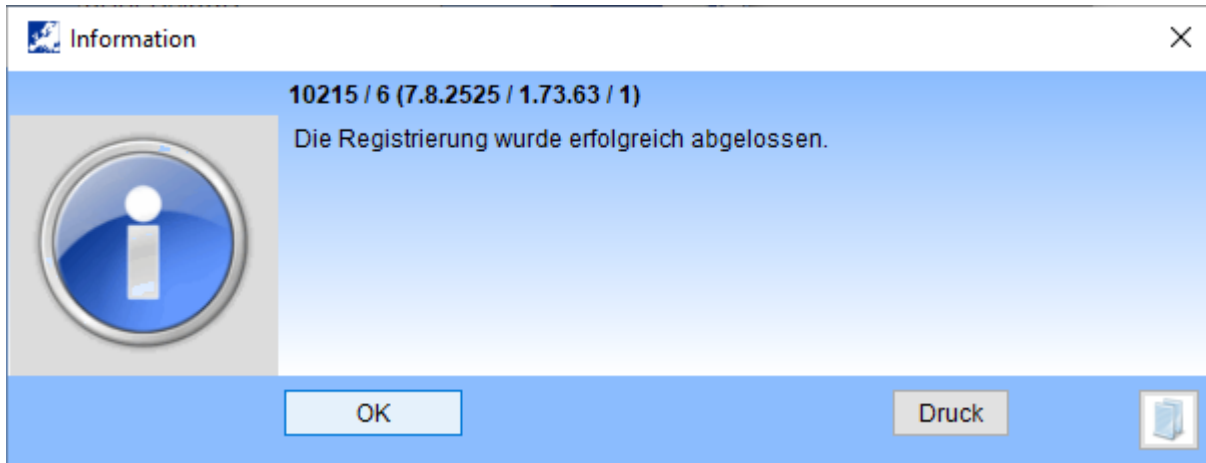
MFA

tn@schmidhuber.com - Aktivierungscode wurde an diese Emailadresse versendet

Code (Email): 78171742 1. Weiter

Token (App): 047612 3. Prüfen

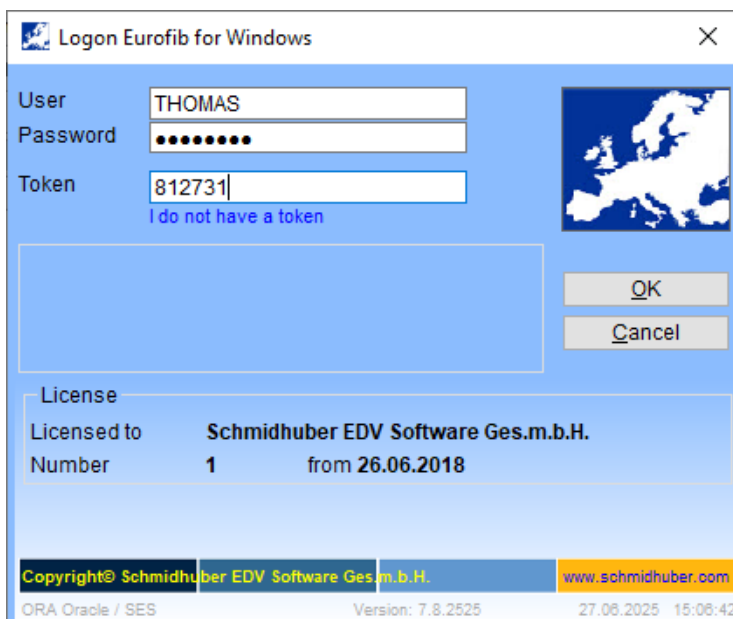
2.



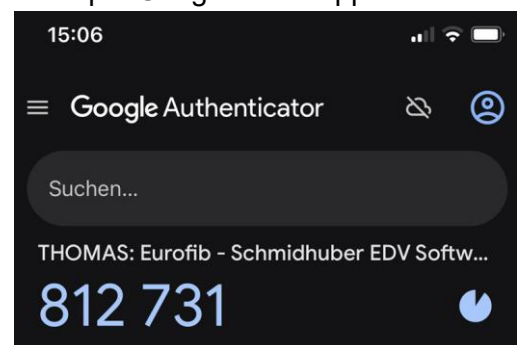
This completes the registration process and you can log in at any time using the tokens from the app.

Login using a token via the Authenticator app:

Simply enter the token from your favourite authenticator app in addition to your usual login.



Example Google Auth. App





Additional technical information

- .NET Framework 4.8 must be installed
- Internal e-mail dispatch from EuroFib must be possible so that the software can send the activation code by e-mail:

Release SMTP:
smtp.office365.com with port 587

or

Installation for MSGraph:
.NET Desktop Runtime 6.0.35

.NET Desktop Runtime 6.0.35

The .NET Desktop Runtime enables you to run existing Windows desktop applications. **This release includes the .NET Runtime; you don't need to install it separately.**

OS	Installers	Binaries
Windows	x64 x86 Arm64 winget instructions	

- One-time code/keycode for password manager

If "Show one-time code MFA" has been activated for the user, this code is displayed at the bottom right. This code can then be stored in any password manager.

