




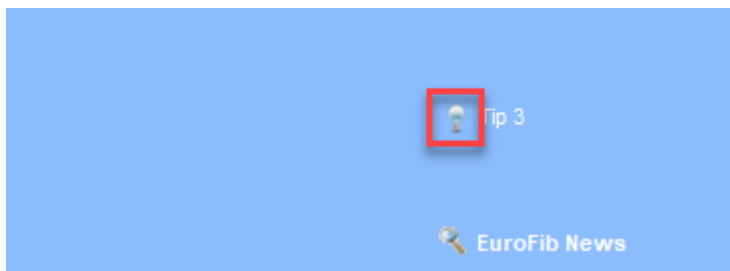
## Tips & Tricks (available from version 7.8.2335)

From now on with our new EuroFib Tips & Tricks feature we show a selected tip on the right side of the main window to every EuroFib user.

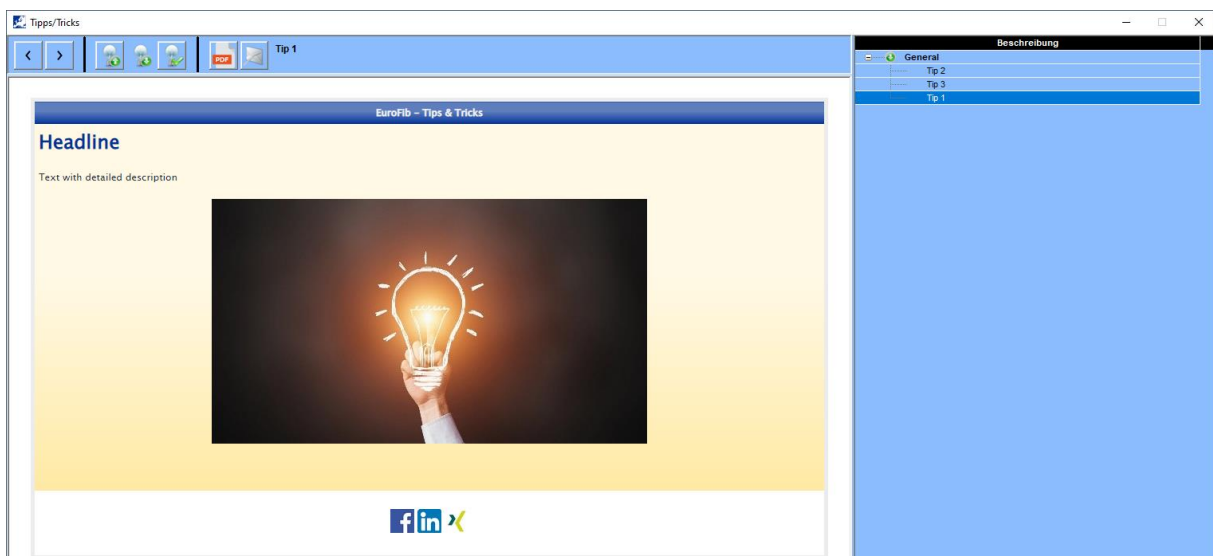
This tip is randomly selected from all available and unread tips and changes after every login.



Click on the icon to the left of the displayed tip to switch to the Tips & Tricks section.



Overview window:





On the right you will find all available tips - by clicking with the left mouse button you can display the desired tip.

description	
General	
Tip 1	
Tip 2	
Tip 3	

To the left of it in the large window you will see the detailed information about the selected tip:



Above you will find a "navigation bar" with the following functions:



Page back/forward if you click a link in the tip.  
Function is similar to a typical browser.



Switch to previous/next tip.



Mark this tip as "read" – with this status they are no longer displayed in the main window and are shown in italic font in the overview.



Export selected tip as PDF file.

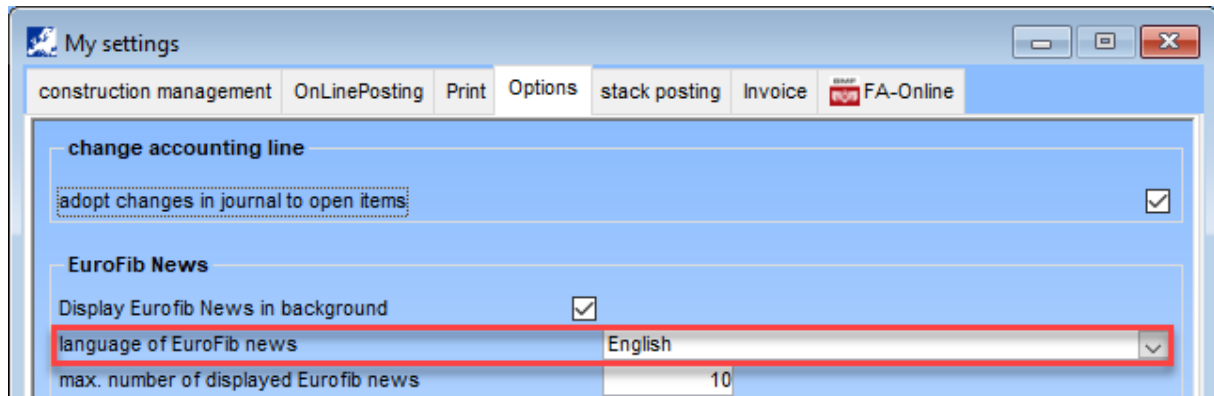


Contact our support for more information about this tip.



### Hints:

- The "pool" of tips & tricks is constantly being expanded and automatically updated.
- The language of tips & tricks is based on the setting of EuroFib News under "Special programs => My settings". You can choose between German and English language.



- If your EuroFib version is too old, the following note appears in the lower part of the tip:

**Note:**  
Currently not available in your EuroFib version. Please install an update!

- You are able to access all tips & tricks using the "Help" menu.